



PG300

DATA SHEET

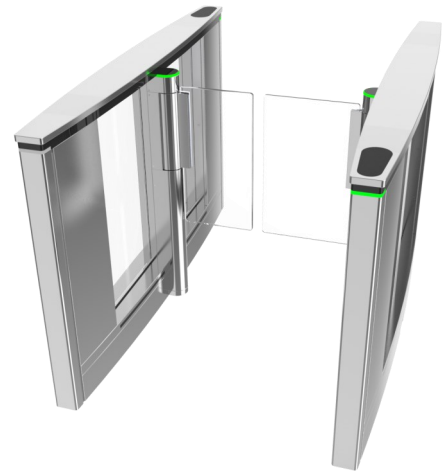
DESCRIPTION

The PG300 is a double leaf obstacle gate with a 600 mm wide walkway which can be used in conjunction with the PG301, PG302 and PG303.

It provides safe, high speed, bi-directional pedestrian throughput, with an elegant and sophisticated look, essential for today's corporate environment.

STANDARD FEATURES

1. Cabinet frame: Steel frame with RoHS anti-corrosion zinc plating treatment.
2. Cabinet outer: Brushed AISI 304L stainless steel, 220g.
3. Detection photocells: 16 transmit reflect cells, 8 high level and 8 low level.
4. Main column: Containing the DC motor and gearbox, a geared electromagnetic brake for locking the obstacles in the event of forced entry.
5. Obstacle: Clear plexiglass, 900mm high, 10mm thick.



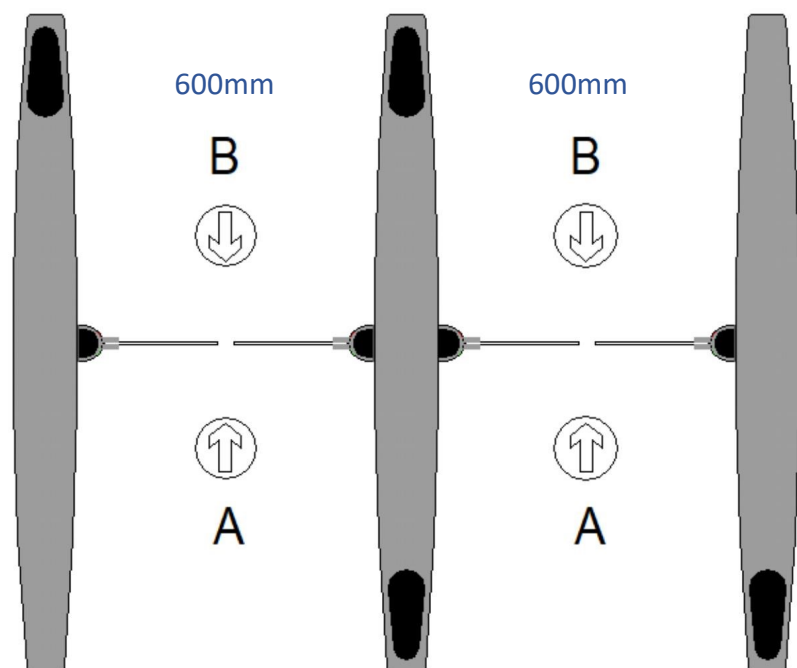
6. Open Commands: Normally open volt free contacts, closing for not more than 1 second.
7. Hold open: Normally open volt free contacts, closing for more than 3 second.
8. Fire Input: Normally open volt free contacts, closing for more than 3 second.
9. Outputs: Three transistor outputs, two for passage complete or counters and one for fraud alarms.
10. Output: RS232 protocol.
11. Status and function pictograms: Indicating fraud, lane and passage status to the user.
12. Side access panel: Housing, TD controller, PSU and isolation switch.
13. Side walls: Clear 10 mm toughened glass.

CABINET TYPES

PG300-L

PG300-M

PG300-R



PG300-L = Slave Cabinet.

PG300-M = Master and Slave Cabinet.


PG300-R=Master Cabinet.

USERS TYPES

Safe	Caution	Caution	Caution	Caution	Caution	Danger

Danger	Danger	Danger	Danger	Use PG301 or PG303		

If regular use by user types with the risk clarification of caution or danger is anticipated, then we recommend that optional extra photocells are fitted and all parameters are set to the optimum level of protection.



PG300 - Key Features



PG300 - Options


TECHNICAL CHARATERISTICS

Electrical supply	Single phase 100-240 Vac (+/- 10%), 180W, 50/60Hz + Ground
Power consumption	Standby - 5W, Cycle - 35W, Peak - 40W
Motor and Gearbox	24Vdc motor with planetary gearbox.
Min opening or closing times	0.5s (Depending on access control reactivity and speed of the user)
Ambient operating Temperature	0 to +60 Deg C.
Ambient relative humidity in operation	5 to 95%, no condensation.
MTBF	5 Million cycles, with recommended maintenance.
Sound level	55dB from 1m away
Weight	62Kg (per Left/right unit), 91kg (per middle unit)
Warranty	12 months for date of supply—24 to 48 months extended parts warranty available at time of purchase, subject to our general terms and condition of sale
Conforms to:- CE, UKAC	

OPTIONS

- Obstacles made from 8 mm thick toughened glass;
- Plexiglass heights: 1200, 1500 mm;
- Toughened glass heights: 900, 1200, 1500 and 1700 mm;
- Bespoke plexiglass or toughened glass heights and widths;
- 4 additional safety and security detections photocells;
- Bespoke brackets for internal or external reader and lift displays integration;
- Customised logo on obstacles self adhesive or laser etched;
- Surface plinths for marble floors or under floor heating;
- Drilling templates;
- Numerous heat treated cabinet colours;
- Reception control consoles.

OTHER INFORMATION



[Cooperate Brochure](#)

[Surface Plinths](#)

[PG300 Brochure](#)

[Glass Plinths](#)

[Data Sheet PG300](#)

[Obstacle Types](#)

[Data Sheet PG301](#)

[Extra Safety](#)

[Data Sheet PG302](#)

[Reception Consoles](#)

[Data Sheet PG303](#)

[Drilling Templates](#)

[Best Practice Guide](#)

[Safety Notices](#)

[PG300 Dims](#)

[Warranty](#)

[PG301 Dims](#)

[Terms & Conditions](#)

[PG302 Dims](#)

[Installation Manual](#)

[PG303 Dims](#)

[Spare Parts](#)

[W600 Layout Drawings \(PDF\)](#)

[Global Support](#)

[W900 Layout Drawings \(PDF\)](#)

[Training](#)

[W1120 Layout Drawings \(PDF\)](#)

PG300 - Other Information

Photos and information in this brochure are for reference only and may not reflect the actual product. Our brochures and product are subject to change without notice.

HOW TO CONTACT US



UK Head Office

Evolve Security Products Ltd.

Unit 4, Kenyons Yard,
Weyhill Road,
Andover,
Hampshire.
ENGLAND
SP10 3NP

t: 0044 1264 334786

e: Sales@EvolveSecurityProducts.com

w: EvolveSecurityProducts.com

HK Head Office

Evolve Autogate Products Ltd.

Flat C,4/F
Lladro Center,
No,. 72 Hoi Yuen Road,
Kwun Tong,
Kowloon.
HONG KONG

t: 00852 35231568

e: info@Evolve-Autogate.com

w: Evolve-Autogate.com

**[Click Here For Full List of
Global Contacts](#)**

“Evolving the way you manage your pedestrian access.”