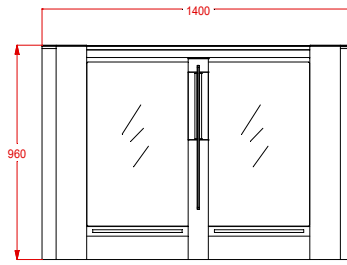
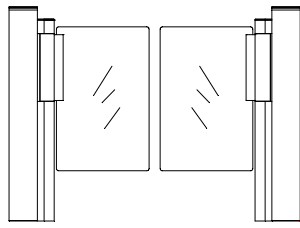
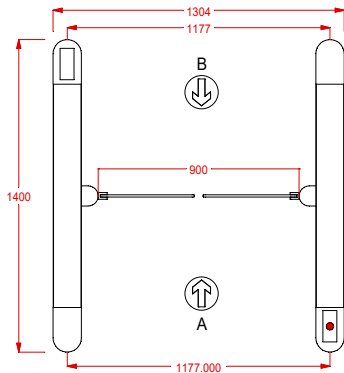


# Layout - 02



- Standard Card Reader Location
- Gate Controller Location (TD)



**SAFETY NOTE(s)**

1. On busy sites to reduce the risk of being hit by the gate obstacle we recommend that where possible the gates are only used for one-way traffic.
2. Children under 1m must be accompanied by an adult, the child must past first.
3. We strongly recommend that a full user risk assessment to BS7036 is carried out at the initial design stage.

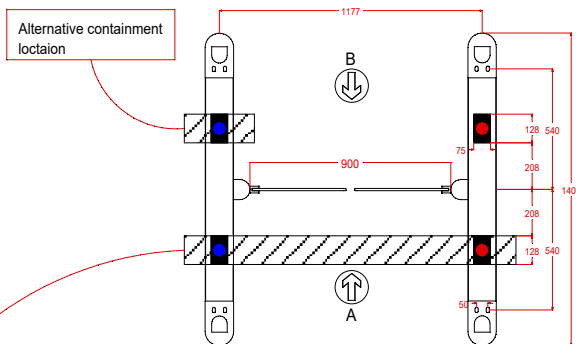
DATE	21/01/17
DRAWN	A Brown
CHECKED	
APPROVED	
SCALE	

PART NAME	PG30x Typical Layout - 02
-----------	---------------------------

SHEET	2 OF 100
DWG B SIZE	DRAWING No. PG30x-100-000
REV	0

**EVOLVE**  
SECURITY PRODUCTS

# Containment - 02



- Master cable entry point
- Slave cable entry point

**RECOMMENDED CONTAINMENT SIZE AND CABLE REQUIREMENTS** - leave all cables tails 3mts long.

ESP recommend using underfloor box trunking with a minimum of 3 separate compartments, each compartment should be at least 50x50.

Compartment A = Electrical supplies to each master unit. Single phase 3 x 2.5mm, 1.5 Amp (By others, unless requested at the tender stage).

Compartment B = Control Cables.  
 - Link cable supplied with the equipment. Link between each master and slave unit.  
 - 4mm earth cable to be supplied by others, Earth link between the last master and last slave unit.

Compartment C = Access control and optional desk top  
 - Optional desk top console, (by others, unless requested at tender stage). One cable to each master unit, recommend, 12core type 0.5YY cable.  
 - Access control and fire alarm to be specified by others.

Fire Alarm input = Separately feed, volt free, normal OPEN contact, is required for each master unit.  
 Access Control = Open Cmd's, separately feed to each master unit, volt free normal open contact, closing for less than 1 second is required for each direction of controlled travel.

DATE	21/01/17
DRAWN	A Brown
CHECKED	
APPROVED	
SCALE	

PART NAME	PG127 Containment
-----------	-------------------

SHEET	2 OF 100
DWG B SIZE	DRAWING No. PG127-100-000a
REV	0

**EVOLVE**  
SECURITY PRODUCTS